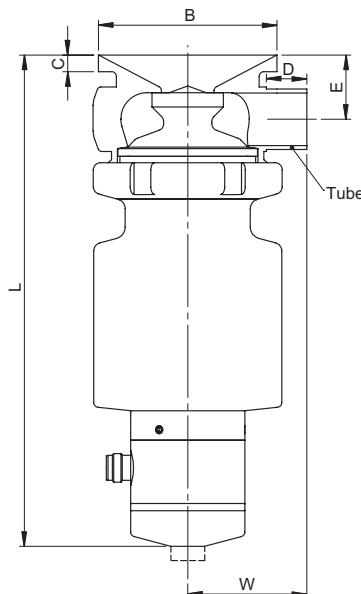


TECHNICAL INFORMATION \_ YBTV A0## #### 3 ## #

## BTV PNEUMATIC WITH SENSORS



**YBTV A0## #### 3 ## #** - BOTTOM TANK VALVES WITH NC PNEUMATIC ACTUATORS, DIAPHRAGMS AND POSITION SENSORS are designed to take off fluids from the tank bottom for most stringent applications such as bioreactors, fermenters and preparation tanks. The body shape and their internal design offer a very reliable component for Aseptic Processing Applications. They have a simple and safe design, with full drainability, without asymptotic seals and dead legs, offering fast cleanability and sterilization practices. They are designed to fulfill stringent demands of CIP-SIP and production activities in Aseptic Processing. Equipped with PTFE diaphragms acc. to USP Class VI-121°C or EPDM USP Class VI or Silicone USP Class VI, NC Pneumatic Actuators and CAD Programmable Double Position Sensor made from stainless steel. Bottom tank valves (BTV) are available in 6 different designs and 3 different outlet configurations to fulfill customer needs: with short butt weld ends, 45°, TC, with or without satellite valve for downstream CIP-SIP for clean and sterile transfer.

CODE	CAD Size	B mm	C mm	D mm	E mm	W mm	Tube mm	L mm	T (*) C°	P bar
YBTV A012 #### 3 ## #	A12	40.00	6.50	13.00	18.50	30.00	12.70x1.65	150.00	-80 / 200	-1 / 6
YBTV A019 #### 3 ## #	A19	55.00	7.00	16.00	21.70	40.00	19.05x1.65	165.00	-80 / 200	-1 / 6
YBTV A025 #### 3 ## #	A25	75.00	7.00	17.00	27.00	50.00	25.40x1.65	207.00	-80 / 200	-1 / 6
YBTV A038 #### 3 ## #	A38	85.00	7.00	18.50	34.50	60.00	38.10x1.65	248.00	-80 / 200	-1 / 6
YBTV A050 #### 3 ## #	A50	110.00	7.00	24.00	40.00	75.00	50.80x1.65	293.00	-80 / 200	-1 / 6
YBTV A063 #### 3 ## #	A63	125.00	10.00	24.00	48.00	85.00	63.50x1.65	328.00	-80 / 200	-1 / 6
YBTV A076 #### 3 ## #	A76	150.00	10.00	30.00	58.00	100.00	76.20x1.65	358.00	-80 / 200	-1 / 4
YBTV A000 #### 3 ## #	A00	180.00	15.00	30.00	72.50	115.00	101.60x2.11	475.00	-80 / 200	-1 / 4

All dimensions are in mm - All data may change without prior notice  
(\*) For PTFE only

**Body material:** 1.4435-BN2 - Low Ferrite - Low Sulphur

**Diaphragm material:** PTFE USP Class VI – 121°C or EPDM USP Class VI or Silicone USP Class VI

**Application Areas:** SAFE

**Surface Roughness:** Internal surface (manually polished)  
Ra ≤ 0.3µm (16µin)

**External surface:** Ra ≤ 0.8µm (32µin)

**Surface Treatment:** Manually polished (available also in EP version - Electropolishing after manual polishing)

**Labeling:** Each valve body is labeled for full LOT traceability

**Packaging:** Valve body is sealed in plastic bags and packaged in a closed box

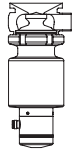
**Standard Documentation:** Operating and Maintenance bulletin, Certificate of Conformity and Materials Certification 3.1

**Quality Control:** Quality Assurance System guarantees the control and traceability of the product.

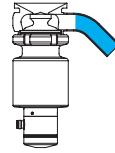
**Orders and Information:** For additional information, drawings or place an order call your nearest distributor.

## BODY CONFIGURATIONS

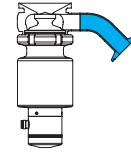
### 01 # Basic configurations



**01 A**  
Short butt weld outlet

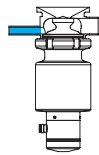


**01 B**  
45° elbow butt weld outlet

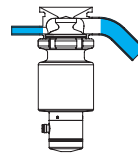


**01 C**  
45° TC outlet

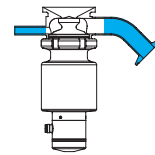
### 02 # Configurations with SIP Butt Weld Port



**02 A**  
Short butt weld outlet

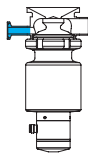


**02 B**  
45° elbow butt weld outlet

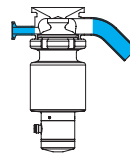


**02 C**  
45° TC outlet

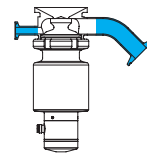
### 03 # Configurations with SIP TC Port



**03 A**  
Short butt weld outlet

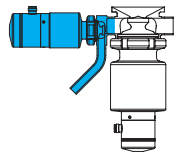


**03 B**  
45° elbow butt weld outlet

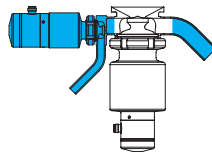


**03 C**  
45° TC outlet

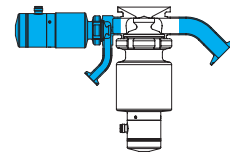
### 04 # Configurations with Satellite Valve for Sterile Transfer (Downstream CIP/SIP)



**04 A**  
Short butt weld outlet

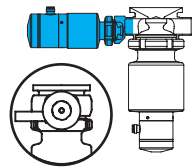


**04 B**  
45° elbow butt weld outlet

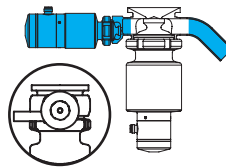


**04 C**  
45° TC outlet

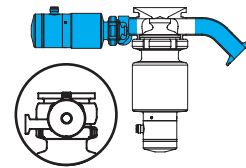
### 05 # Configurations with Tang. Left Satellite Valve for Sterile Transfer (Downstream CIP/SIP) Space saving design for tight areas



**05 A**  
Short butt weld outlet

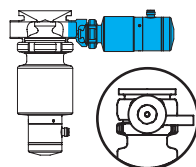


**05 B**  
45° elbow butt weld outlet

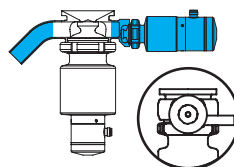


**05 C**  
45° TC outlet

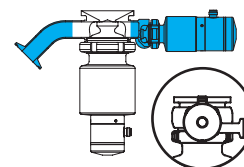
### 06 # Configurations with Tang. Right Satellite Valve for Sterile Transfer (Downstream CIP/SIP) Space saving design for tight areas



**06 A**  
Short butt weld outlet



**06 B**  
45° elbow butt weld outlet



**06 C**  
45° TC outlet

**ATTENTION:** add the code of the configuration (example: "01 C")  
after the code of the valve (instead of: "## #") in order to achieve the complete valve code