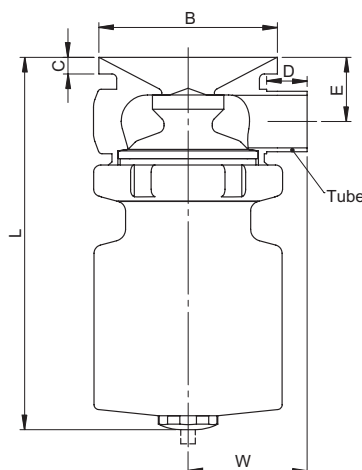


TECHNICAL INFORMATION \_ YBTV A0## ##### 2 ## #

## BTV PNEUMATIC



**YBTV A0## PTFE 2 ## # - BOTTOM TANK VALVES WITH NC PNEUMATIC ACTUATORS AND DIAPHRAGMS** are designed to take off fluids from the tank bottom for most stringent applications such as bioreactors, fermenters and preparation tanks. The body shape and their internal design offer a very reliable component for Aseptic Processing Applications. They have a simple and safe design, with full drainability, without asymptotic seals and dead legs, offering fast cleanability and sterilization practices. They are designed to fulfill the most stringent demands of CIP-SIP and production activities in Aseptic Processing. Equipped with PTFE diaphragms acc. to USP Class VI-121°C, or EPDM USP Class VI or Silicone USP Class VI, NC Pneumatic Actuators made from stainless steel. Bottom tank valves (BTV) are available in 6 different designs and 3 different outlet configurations to fulfill customer needs: with short butt weld ends, 45°, TC, with or without satellite valve for downstream CIP-SIP for clean and sterile transfer.

CODE	CAD Size	B mm	C mm	D mm	E mm	W mm	Tube mm	L mm	T (*) C°	P bar
YBTV A012 ##### 2 ## #	A12	40.00	6.50	13.00	18.50	30.00	12.70x1.65	100.00	-80 / 200	-1 / 6
YBTV A019 ##### 2 ## #	A19	55.00	7.00	16.00	21.70	40.00	19.05x1.65	115.00	-80 / 200	-1 / 6
YBTV A025 ##### 2 ## #	A25	75.00	7.00	17.00	27.00	50.00	25.40x1.65	157.00	-80 / 200	-1 / 6
YBTV A038 ##### 2 ## #	A38	85.00	7.00	18.50	34.50	60.00	38.10x1.65	198.00	-80 / 200	-1 / 6
YBTV A050 ##### 2 ## #	A50	110.00	7.00	24.00	40.00	75.00	50.80x1.65	243.00	-80 / 200	-1 / 6
YBTV A063 ##### 2 ## #	A63	125.00	10.00	24.00	48.00	85.00	63.50x1.65	278.00	-80 / 200	-1 / 6
YBTV A076 ##### 2 ## #	A76	150.00	10.00	30.00	58.00	100.00	76.20x1.65	308.00	-80 / 200	-1 / 4
YBTV A000 ##### 2 ## #	A00	180.00	15.00	30.00	72.50	115.00	101.60x2.11	425.00	-80 / 200	-1 / 4

All dimensions are in mm - All data may change without prior notice  
 (\*) For PTFE only

**Body material:** 1.4435-BN2 - Low Ferrite - Low Sulphur

**Diaphragm material:** PTFE USP Class VI – 121°C or EPDM USP Class VI or Silicone USP Class VI

**Application Areas:** SAFE

**Surface Roughness:** Internal surface (manually polished)  
 Ra ≤ 0.3µm (16µin)

**External surface:** Ra ≤ 0.8µm (32µin)

**Surface Treatment:** Manually polished (available also in EP version - Electropolishing after manual polishing)

**Labeling:** Each valve body is labeled for full LOT traceability

**Packaging:** Valve body is sealed in plastic bags and packaged in a closed box

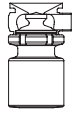
**Standard Documentation:** Operating and Maintenance bulletin, Certificate of Conformity and Materials Certification 3.1

**Quality Control:** Quality Assurance System guarantees the control and traceability of the product.

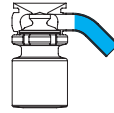
**Orders and Information:** For additional information, drawings or place an order call your nearest distributor.

## BODY CONFIGURATIONS

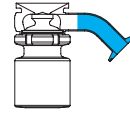
### 01 # Basic configurations



**01 A**  
Short butt weld outlet

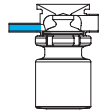


**01 B**  
45° elbow butt weld outlet

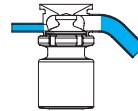


**01 C**  
45° TC outlet

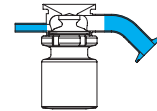
### 02 # Configurations with SIP Butt Weld Port



**02 A**  
Short butt weld outlet

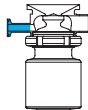


**02 B**  
45° elbow butt weld outlet

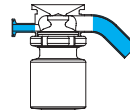


**02 C**  
45° TC outlet

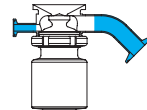
### 03 # Configurations with SIP TC Port



**03 A**  
Short butt weld outlet

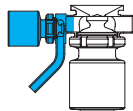


**03 B**  
45° elbow butt weld outlet

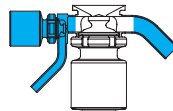


**03 C**  
45° TC outlet

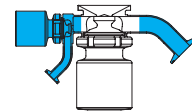
### 04 # Configurations with Satellite Valve for Sterile Transfer (Downstream CIP/SIP)



**04 A**  
Short butt weld outlet

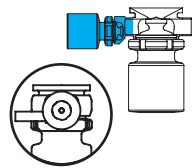


**04 B**  
45° elbow butt weld outlet

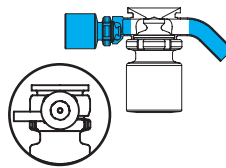


**04 C**  
45° TC outlet

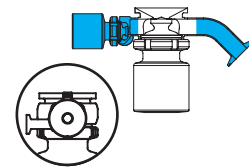
### 05 # Configurations with Tang. Left Satellite Valve for Sterile Transfer (Downstream CIP/SIP) Space saving design for tight areas



**05 A**  
Short butt weld outlet

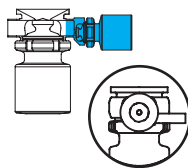


**05 B**  
45° elbow butt weld outlet

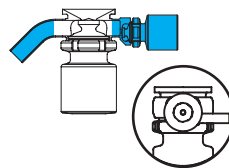


**05 C**  
45° TC outlet

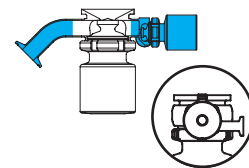
### 06 # Configurations with Tang. Right Satellite Valve for Sterile Transfer (Downstream CIP/SIP) Space saving design for tight areas



**06 A**  
Short butt weld outlet



**06 B**  
45° elbow butt weld outlet



**06 C**  
45° TC outlet

**ATTENTION:** add the code of the configuration (example: "01 C")  
after the code of the valve (instead of: "## #") in order to achieve the complete valve code